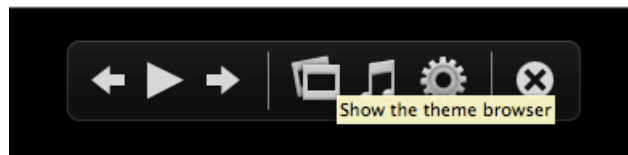


Content Slideshows Using iPhoto – Use Images to Introduce or Reinforce Content

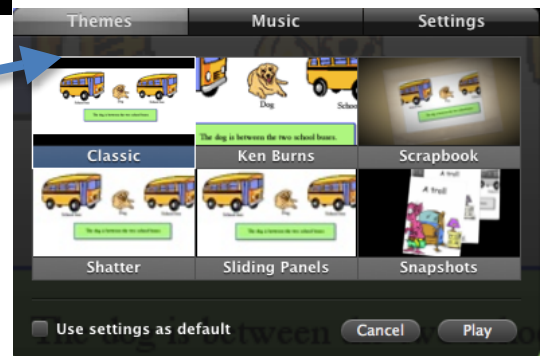
- Create an album of photos/images that are related to your subject area
- Open iPhoto; drag your album and “drop” it right inside the Albums pane
- After photos/images have been imported; select slideshow



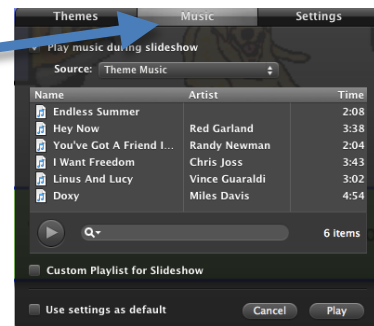
- Drag your cursor to the bottom of the slide and the settings menu will become available



- Click on the picture icon select/change the theme



- Click on the musical note to change the music



- Click on the wheel to change all other settings

